

Bulletin of the Mineralogical Society of Southern California

Volume 86 Number 4 March, 2013

The 896th meeting of the Mineralogical Society of Southern California

April 12th, 2013 at 7:30 pm

SPECIAL LOCATION

Rock Currier's House

See Page 2 for Address & Directions

Program: "How to get a lot of Mineral Specimens!"

In this Issue:

<i>TITLE</i>	<i>Page</i>
Program: "How to get a lot of Mineral Specimens" by Rock Currier	2
From the Editor: Linda Elsnau	2
Meanderings from the President: Ann Meister	2
Minutes of the March, 2013 Meeting	3
Ride Share Listing	4
My Mineral Odyssey: by Bob Housley	4
What does "World Class" mean? by Linda Elsnau	5
April Featured Mineral: Ajoite	6
X-Dana: by Linda Elsnau	6
Land Use Planning Seminar April 27, 2013 from the CFMS Bulletin	7
Fake Ajoite being offered on Ebay: by Linda Elsnau	8
Calendar of Events	10
2013 Officers	11
About MSSC	11

Remember: If you change your email or street address, you **must** let the MSSC Editor and Treasurer know or we cannot guarantee receipt of future Bulletins! Also, check you emails periodically so that your e-mail box is not too full to accept your bulletin.

About the Program: “How to get a lot of Mineral Specimens” by Rock Currier

I will talk about how to get a lot of mineral specimens. This will recount how I got started in minerals and what lead me into mineral dealing on an international level and some of the places I went to get specimens and related items.

Rock Currier has been a collector of minerals for almost 50 years and a wholesale dealer in specimens for the last 40 years. He has traveled extensively to many countries and imported specimens from them to sell from his 13,000 sq foot building in Baldwin Park, California.

Driving Directions:

My home address is **1212 Mayflower Ave., Arcadia, California**. From the 210 freeway exit at either Huntington Drive or Myrtle Ave.

- **If you exit at Huntington Drive**, go east on Huntington drive under the freeway to Mayflower Ave and turn south on Mayflower and go south past Duarte Blvd till you go under the tree covered part of Mayflower and you will be able to find my residence on the east side of the street.
- **If you exit at Myrtle Ave**, go south till you go over the railroad tracks and turn immediately west on Duarte to Mayflower Ave. Turn south on Mayflower and shortly you will be under the tree covered portion of Mayflower and you will be able to find my address on the East side of the street.

From the Editor:

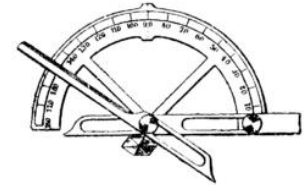
This month, I want to specifically remind everyone about our Rideshare Listing . As our members get older, getting to the meetings becomes difficult or just plain impossible. If you would like to come but have transportation problems, try putting your information on the listing. If you get an offer of a ride, be ready to go at the time you and the driver set and be a cheerful passenger! If you are coming anyway, please consider helping your fellow members get to the meetings. Show up on time to pick up your passenger and enjoy the company on the drive. Even if you don't already know the person in need of a ride, consider helping out...who knows, you may even make a new friend!

MEANDERINGS FROM THE PRESIDENT: Ann Meister


To continue with my interest in new minerals, I started researching the history of mineralogy and crystallography, which is fascinating but way too much for a short meanderings column. What interests me most right now is how people and technology work together to identify new minerals. In earlier history, the researchers used physical characteristics such as shape, color, luster, hardness, streak, etc. as well as chemical composition for identification. In 1774, Abraham Werner wrote the first modern textbook on descriptive mineralogy. Of course in our current times there are more powerful microscopes than in the 18th century as well as other laboratory instruments that can analyze not only the constituents, but also how they fit together, what their symmetry is, etc. The names, acronyms and descriptions of these instruments are mind-numbing.

In looking at the microcosm of the Micromount group, I see a cadre of dedicated and resourceful field collectors who are using some old "tried'n'true" methods along with new technology to explore the mines and dumps. But most important is their dedication to returning to localities and getting to know them intimately -- meaning that they know when they see something that they haven't seen before. But when it's less than a millimeter in size, how do you even see it to make an educated guess at what it is? Many minerals look similar to the uneducated eye. In the 1960's when looking at the research mineral collection at the Grand Canyon, all blue and green specimens from the Grand View Mine were labeled azurite and malachite. At the time, no one had looked more carefully to see cyanotrichite and brochantite. And these were not Micromount-sized samples.

The hand lens is the initial visual tool used in the field. With this, you hopefully see the crystal morphology which has been a mainstay in mineral identification. (Morphology is the shape of the crystal.) If the shape and symmetry is not immediately apparent, historically, the researcher would need a crystallized specimen large enough to use a contact goniometer, first made around 1782, to measure the angles between crystal faces to determine the crystal symmetry. A refinement was the optical goniometer which allowed for smaller specimens. Tables of angles were published to facilitate identification. Crystal drawings were an art form. Victor Goldschmidt collected over 23,000 crystal drawings in 9 volumes in the Atlas of Crystal Forms (1913-1923). The discovery of X-ray diffraction in 1912 changed the emphasis to the internal symmetry of the crystal. External morphology is now of interest only to the amateur collector. However, it is the external that our intrepid field collectors notice first.



1. Goniometr ręczny.



2. Goniometr Mitscherlicha.

MINUTES of the March 8th, 2013 MSSC Meeting:

The 895th meeting of the Mineralogical Society of Southern California was called to order by President Ann Meister at 7:37 pm on March 8, 2013 at Pasadena City College, Pasadena, CA.

Regular Business:

A motion was made by Fred Elsnau to approve the minutes of the February meeting as published in the March Bulletin. Second: George Rossman. Approved by members present.

George Rossman made a suggestion that the meeting minutes include a more detailed report on the program.

Announcements:

- Dues for 2013 are due by March 31 or you are no longer a member and will not receive the Bulletin. Please mail the membership form and check to Treasurer Jim Kusely.
- Note the rideshare listing in the Bulletin. If anyone is coming from N Orange County, Richard Stambert would really like a ride.
- Pasadena Lapidary Society show this weekend, March 10-11, at the San Marino Masonic Center.
- The Sinkankas Symposium is April 6 at GIA, Carlsbad. This year's topic is Ruby. Linda Elsnau said that there are still a few spaces available. Attendance is limited to 140 people.
- Rudy Lopez reported that the Monrovia Rockhounds show at the Arboretum was a success. Lots of kids and parents. Rudy will be the show chairman next year. Good luck!

Program:

Bruce Carter introduced our speaker, D.D. Trent who spoke on the Mines of Joshua Tree National Park. Dr Trent is retired as professor of geology at Citrus College, Glendora, CA and co-author of *Joshua Tree National Park Geology*.

There are eight mining districts in and adjacent to Joshua Tree NP with 288 abandoned mining sites that have 747 mine openings. Most of the mines were mining gold and some silver, not necessarily very successfully. There was also copper and lead at several mines. Mining activity began in the 1870s and peaked in the 1920s and 1930s, though some mining continued during World War II and after. By showing before and after pictures of the mines, you saw that there are still head frames, ore chutes, mill buildings and cyanide tanks at some mines, though most have only holes in the ground and tailings or dumps to show where they were. There is also an old arrastra at Cottonwood Spring that was used to grind the ore for processing. The ore was generally processed at stamp mills that pulverized the rock, then it passed over silver or chrome-plated copper plates that were covered in mercury which caused the gold to drop out and amalgamate with the mercury. The gold was

recovered by heating the mixture to evaporate the mercury, which was recovered for re-use. Later mines used the cyanide process.

An interesting side note: on mining maps, ore veins are colored red. This is an historical artifact from when the ancients saw the ores as both the life blood of mother earth as well as their economies. The practice has been carried forward to modern times.

The monthly drawing was won by Laura Davis who deferred to her guest, Kay Dabelow.

The meeting was adjourned at 9:05 pm. Discussion continued in the coffee room along with refreshments.

Respectfully submitted by Ann Meister, Secretary pro tem

Ride Share Listing

Can You Provide A Ride?

Would You Like Company On The Drive To Meetings?

We have heard from several of our members that they would like to ride-share with someone to the meetings. We will list the names, general location and either a phone number or an email address of anyone who would like to connect for a ride-share. If you would like to catch a ride or would like company for the trip, let me know at msscbulletin@earthlink.net and I'll put the information in this section of the bulletin. After that, any final arrangements made are up to you. Also, If you make a connection that works for you, let me know so that I can remove your information from the bulletin. The Editor

Looking for	Who	Where	Contact at
A ride	Richard Stambert	North Orange County, near Cal State Fullerton	714-524-3577

My Mineral Odyssey by Bob Housley

I grew up near Roseburg in Southern Oregon and began collecting agates, jaspers, and other natural oddities when I was about six. By age ten, when we moved into town, I had self collected and identified drusy quartz, calcite, pyrite, and laumontite from an old quarry and a prospect near our farm. I had also played with triboluminescence and thermoluminescence. After moving to town I continued to actively field collect with the help and encouragement of my mother and uncle. Vigorous road building and construction in the area provided numerous locations to explore. I was motivated to "save" as many specimens as I could from these transitory sites, and soon was trading zeolites to collectors in other parts of the country. During high school I built a mineral museum and qualitative analysis laboratory in an unused room in our large garage.

During college and graduate school my mineral collecting came to almost a complete stop, but I boxed up and saved my collection. After marrying and settling in Southern California I eventually resumed collecting with one or two casual family trips a year. During the ensuing years I decided to give up agates and fossils and concentrate on crystallized minerals.

About twenty years ago with the family grown I resumed very active collecting and soon expanded my interests into the world of micro minerals. I currently am very interested in investigating and documenting the mineralogy of the many old mines that dot this region and in preserving specimens from them. I am fortunate to have access to a SEM to use in this effort. I have written articles on several local mines for regional publications and plan to continue this documentation.

(As published in Bob's Mindat.org homepage and printed here with his permission)

What does “World Class” mean? by Linda Elsnau

I’ve noticed lately that the term “World Class” is appearing all over the internet in mineral related message-boards and online mineral dealer websites. I decided to find out what it means in today’s mineral community.

I went to the mindat.org message board and posed the following question:

I've seen comments like : "I saw hundreds of World Class Minerals at Tucson." Or, on an online mineral dealer site: "we just added tons of World Class Minerals."

The question has come up, just what makes a specimen a World Class Mineral? How is that different from a "Museum Quality Mineral" or a "Spectacular Specimen" (or any other descriptive term that comes up)?

I guess I always thought a "World Class" specimen was one of such a rare size and/or quality that it could only be considered as one of the best in the world - **ever**. My question, how can there be hundreds of such minerals in the hands of so many dealers/collectors?

I would like the comments of the many knowledgeable collectors/dealers that are involved with mindat to help me draft an explanation to publish in my bulletin.

This question generated a variety of responses, both strongly against the use of such descriptive terms and thoughtfully defining what they should correctly stand for. While I received comments saying I shouldn’t give the term “credibility” by writing about it, I also got comments that felt that the current use of the term deserved some discussion.

Some responses were rather biting: “World Class” used to describe a specimen was interpreted to mean over hyped, over priced or an excuse to add zeros to the end of the price. “Museum Quality” was more subjective as either a less than perfect specimen that was easily viewed from outside a display case or best viewed from only one direction.

Some were quite thoughtful: The term “World Class” once meant something really special, but is currently overused and is mostly just a marketing strategy. Both terms, “World Class” and “Museum Quality” have been diluted through casual over use.

It was suggested that each specimen should be judged on its’ own merits, beauty and aesthetics being very personally defined criteria. To be a “World Class” specimen however, a piece should somehow “stand out from the pack” either by size, quality, aesthetics, habit or whatever criteria you, the viewer, decide is important and it should be something indeed very different & special when compared to all others. As one respondent said, it should somehow “outclass” all others of the same mineral from everywhere else worldwide! Another agreed that a World class specimen (or anything else for that matter) should be so outstanding that nothing else approaches it for rarity, quality, aesthetics or whatever category defines it as the best.

It was also pointed out that the terms can still be used, but should be used wisely. For example, a Benitoite from Japan is very special, but hardly “World Class” when compared to the best found in California! Also, a “Museum Specimen” usually would be a larger specimen that displays well through a display case, not one that requires getting “up close” to appreciate. These are often not the finest quality as museums have limited funds for purchase and often settle for something other than the best to stay within their budget constraints.

In most opinions, "World Class" means - better than those found around the rest of the world and "Museum Quality" means - should be on display in a museum. It was suggested that terms such as “Memorable”, “Outstanding”, “Special” or simply “Fine” are better descriptive terms for most specimens.

The general concession is that the current use of phrases like “world class” or “museum quality” and even (shudder) “killer specimen” are generally hyperbole that may be being overused by both sellers and collectors to describe specimens, to increase the perceived value or desirability of a specific piece. Such phrases are currently overused as to have become almost meaningless and should be avoided if you wish to communicate effectively. They are favored as advertising hyperbole and are often used because they have no firm definition thus are not at risk of problems with some country’s “trade description” laws.

In conclusion, when looking at mineral advertisements, it’s a situation of “buyer beware”. Look at the pieces so labeled and form your own judgment as the quality and value of the piece. What does the term mean to you? If

you are considering purchasing the piece, is its' value consistent with your own personal valuation and judgment for the quality as YOU perceive it? Is the seller willing to negotiate his description and sales price to better match YOUR perception of the piece? Only you can decide if a specimen fits your needs, values and budget! A wise buyer considers more than the hyperbole used by sellers when deciding to purchase a piece for his/her collection.

The same caution should apply when describing a mineral specimen for sale or just "bragging" rights!. Consider the true definition of the terms used before applying them to a specific piece. It will go a long way to advancing your own credibility within the mineral community.

As to my question about how there can be hundreds of "world class" minerals in the hands of so many dealers...the simple answer is: there aren't!

(I want to thank everyone in mindat that took the time to answer my question for their help with this article)

April Featured Mineral: AJOITE

Formula: $(K,NA)Cu_7AlSi_9)_{24}(OH)_6 \cdot 3H_2O$

Crystal System: Triclinic

Name: Named after the type locality, the New Cornelia mine in Ajo, Arizona, USA




irocks.com photo

Ajoite in Quartz

Locality: Messina Mine, Messina District, Limpopo Province, South Africa

3.5 x 1.5 x 1.5 cm



irocks.com photo

Ajoite

Locality: New Cornelia Mine area (Ajo Mine area), Ajo, Little Ajo Mts, Ajo District, Pima Co., Arizona, USA
2.4 x 2.4 x 2.0 cm

X-Dana by Linda Elsnau

Fellow MSSC member Robert Pederson, has generously offered his spreadsheet of mineral information for download and use free of charge to everyone. His Excel spreadsheet of minerals is on the MSSC Website for download. Titled **X-Dana**, it is a spreadsheet of all known minerals (up through 2012) with all pertinent information for each. It is a convenient source for all such information that can be easily accessed and used when cataloging or researching your collection. This is a very large spreadsheet listing over 4,500 minerals with columns for everything from the "Dana number", "crystal system" and "chemical formula" to IMA data, and so on out to column EY of the spreadsheet. There are also 200 "tabs" on the bottom of the sheet-box that

provided additional information. (If the tabs aren't showing, try the screen button on the upper right corner of the spreadsheet frame to change the view to display the tabs).

Bob says that the original purpose was to develop a spreadsheet that could be down loaded and used to provide collectors a base to create a spreadsheet for their own purposes. The data can be used for cataloging your own minerals. The way he uses it is to: **1.** copy the alphabetical list to a "tab"; **2.** delete or hide unwanted columns; **3.** different "tab(s)" create your list of copied minerals using both data related to the minerals and copied desired data from the first "tab"; **4.** different "tabs" can then be used to list by your catalog number, alphabetical, by X-Dana number, by location (requires separate columns; i.e. mines, geologic descriptions, counties, states or provinces, countries); and **5.** other "tabs" can be used for types of collections you have (t/n, miniatures, micro-mounts, reference, etc.). The tabs at the bottom of the frame provided explanations and definitions of many of the criteria used in creating the spreadsheet as well as additional mineral information...check them out.

To download the file for yourself go to the MSSC website www.mineralsocal.org and click on the link in the X-Dana box. When asked, save the file and be sure you know how to locate and open the file after it is saved.

Below is a sample of part of this very large spreadsheet:

MINERAL			X-DANA					CHEMICAL FORMULA	CRYSTAL SYSTEM
			Expanded Dana (XD)						
40	10	double click cell if overflowed	4	4	4	4	4	overflowed	20 10
ABELSONITE			X	98	7	3	1	Ni[C ₃₁ H ₃₂ N ₄]	Triclinic
ABENAKIITE-(Ce)			X	84	3	1	1	Na ₂₆ (Ce,Nd,La) ₆ [SiO ₃] ₆ (PO ₄) ₆ (CO ₃) ₆ (SO ₂)O	Hexagonal/Trigonal
ABERNATHYITE			X	52	3	3	2	K ₂ (UO ₂) ₂ (AsO ₄) ₂ ·6H ₂ O	Tetragonal
ABHURITE			X	12	3	3	1	Sn ²⁺ ₂₁ Cl ₁₆ O ₆ (OH) ₁₄	Hexagonal/Trigonal
ARRAMOVITTE			X	4	19	7	1	Dh ₁ Sn ₁ Tn ₁ Pi ₁ S ₁	Triclinic

Land Use Planning Seminar April 27, 2013 By Dick Pankey, PLAC-North Committee

Announcing the "Land Use Planning Seminar" – How to effectively participate in the land use planning process that is required for the management of ALL public land managed by the US Bureau of Land Management and US Forest Service. The Seminar is put on by the CFMS Public Lands Advisory Committee - North and graciously hosted by the Mother Lode Mineral Society.

This seminar will be from 9:00 AM to 4:00 PM (registration starts at 8:30) on Saturday, April 27, 2013 at the Stanislaus County Fairgrounds in Turlock, CA.

The Fairgrounds is located at 900 N. Broadway, Turlock, CA 95380. Camping is available for Friday and Saturday nights at the Fairgrounds. The cost of the seminar is \$5.00 payable at registration.

This seminar is for everyone who uses our public lands – the lands managed by the BLM and USFS. It is for the rockhounds who collect. It is for anyone who camps, hunts, hikes, or fishes. It is for everyone who drives their truck, car, jeep, dirt bike or ATV on the roads and trails of the public lands. It is for everyone who recreates, harvests and in any way uses the public lands. It is for everyone who cares about our future to use our public lands and is ready to participate and contribute to that future.

Land Use Planning is the process established by federal legislation that dictates how the regulations to manage these lands are to be developed. It also specifies that the public is required to participate and contribute to the process. We are the public. Dr. Gregg Wilkerson, from the BLM Bakersfield District Office, will be the lead presenter. Many of you will remember Dr Wilkerson from his Claim Seminars from a few years ago. This seminar will:

- Explain LUP's, RMP's, TMP's (Land Use Plans, Resource Management Plans, Travel Management Plans) – What they are. What they mean. How they affect you.
- Explain how BLM and USFS manage the lands under their responsibility.
- Explain the planning processes and how the process works for the BLM and the USFS and what the similarities and the differences are.
- Show you how to participate and give you the tools to participate in the process.
- Empower you to participate and contribute.

Mick Hunerlach, Mining Geologist and Region 5 Liaison with the USFS and Amy Granat, the Managing Director for the California Off Road Vehicle Association (CORVA) will be presenters at this seminar.

To reserve your spot at this important seminar or if you have any questions, e-mail me at dickpankey@juno.com (preferred) or phone me at 925-439-7509 no later than April 24.

The future use of our public lands is up to us: Where we collect. How we get to the collecting sites. The roads that we can use. Where we camp. What activities are permitted. Will you participate in the process? Will you participate in our future?

Fake Ajoite being offered on Ebay: by Linda Elsna

With the limited supply and huge demand for Ajoite in the metaphysical community, low grade specimens of Chrysocolla are regularly offered as "Ajoite" on Ebay. Indeed, these fraudulent offers dominate the market.

The best way to protect yourself is education. Research the minerals you're interested in purchasing. Research will both help you purchase correctly identified material, but also to recognize quality pieces when you see them. While the internet has a number of good resources for mineralogy, but there is no substitute for a good book. I usually recommend that you spend part of your yearly mineral allowance on good mineral books. The informed specimen purchases that you make with the remaining funds will surely be money better spent.

But for this article, we are looking only at Ajoite. Ajoite was first discovered at the New Cornelia Mine, Ajo, Pima co., Arizona. The Ajoite forms as turquoise blue needles with a silky luster, usually as fracture surface coatings. It is important to note that this minerals is monochromatic. It always occur in the same color, with little to no variation. Ajoite has been identified at several localities in Arizona, though specimens are difficult to come by.

In 1985, spectacular specimens of Ajoite included in Quartz Crystals was discovered at Messina, South Africa. These beautiful crystals sold for deservedly high prices at the time, and are prized by collectors whether they be of a metaphysical or of a scientific mind. The demand for these specimens skyrocketed when a prominent metaphysical crystal writer claimed these specimens re master healers, capable of erasing all negative qualities simply by keeping a specimen on your person. I don't believe this has been scientifically proved to date!. However, the demand skyrocketed while the supply remained limited. The African specimens were always found as inclusions in crystalline quartz, never as free growing crystals. Also the coloration of the minerals is consistent with the specimens from Arizona.

Several years ago, a strange *green* material in massive, milky quartz was being offered as Ajoite from Messina. Suddenly, everyone had the stuff. Subsequent testing proved that this material was simply low grade Chrysocolla, not even worth the price of postage. Remember that Ajoite is one shade of *blue*, and from Messina it is always found in quartz *crystals*. Some sellers even tout this material as coming from Arizona, or stranger yet, from Michigan-- a state that has no verified localities for Ajoite!

Unfortunately, I don't have a picture of this fake material to provide, but you can find dozens of examples simply by searching for Ajoite on Ebay. The vast majority of specimens offered are NOT Ajoite. If it's green, noncrystalline, and appears on massive milky quartz-- it's worthless.

Ebay has a large number of educated, professional mineral dealers who strive to offer authentic specimens and quality service, but even the best dealer makes mistakes. The professional dealer will always correct errors when they are pointed out, and offer a full refund for any specimen found to be identified in error. The professional dealer will offer the facts on a mineral specimen, without the steep surcharge for channeled mystical knowledge of the specimens extraterrestrial origins(as some metaphysical dealers demand!).

In conclusion, Ajoite is only one color and from only a few locations. Before you buy, know what it is supposed to look like and where it is correctly reported to come from. This will enhance your experience and help you get the quality specimen you are hoping for.

I want to thank Michael D. Cline from catalinaminerals on Ebay for in insight and information about this issue.

West Coast GEM & MINERAL SHOW

Holiday Inn - Orange County Airport
2726 S. Grand Ave., Santa Ana, CA 92705
(Take 55 Fwy exit 8 for Dyer Rd. to S. Grand Ave.)

MAY 17-19, 2013

75 Top Quality Dealers!

*Minerals • Fossils • Gemstones • Jewelry
Beads • Decorator Pieces • Meteorites
Lapidary • Metaphysical Supplies*

FREE ADMISSION • FREE PARKING
WHOLESALE • RETAIL • OPEN TO THE PUBLIC

Show Hours: Fri. & Sat. 10 - 6 • Sun. 10 - 5

LLD Productions, Inc. in cooperation with
Martin Zinn Expositions, L.L.C., P.O. Box 665, Bernalillo, NM 87004
Fax: (303) 223-3478, mzexpos@gmail.com,, www.mzexpos.com



*Tourmaline
Jeff Scovil Photo©*

MSSC Advertisement Policy:	
Mineral-related ads are allowable in the MSSC bulletin. Below is the price per month	
Business Card	\$5.00
1/3 page	\$10.00
1/2 page	\$20.00
Full Page	\$35.00
In addition, any advertiser who purchases 12 months of space in advance will receive a discount of 12 months for the price of 10 months. The copy for the ads should be mailed to the editor at bulletin@mineralsocal.org while your payment should be sent to the MSSC Treasurer, 1855 Idlewood Road, Glendale, CA 91202	



irocks.com photo

Ajoite, Quartz

Locality: Messina Mine, Messina District, Limpopo Province, South Africa 3.2 x 2.8 x 2.3 cm



irocks.com photo

Ajoite, Quartz

Locality: New Cornelia Mine (Ajo Mine), Ajo, Little Ajo Mts, Ajo District, Pima Co., Arizona, USA 7.5 x 4.8 x 4.0 cm

Calendar of Events:

Only local area shows are listed here. Other CFMS Club shows can be found at: <http://www.cfmsinc.org/>

April 12 - 14: VISTA, CA

San Diego County Council of Gem & Mineral Societies
Antique Gas & Steam Engine Museum
2040 N. Santa Fe Avenue
Hours: 9 - 5 daily

April 20 - 21: THOUSAND OAKS, CA

Conejo Gem & Mineral Club
Borchard Park Community Center
190 Reino Road (at Borchard Rd.)
Hours: 10 - 5 daily
Website: www.cgamc.org

April 27-28: LANCASTER, CA

Antelope Gem & Mineral Society
Lancaster High School
44701 - 32nd Street West
Hours: 10 - 5 daily
Website: www.avgem.weebly.com

May 3 - 5: BISHOP, CA

Lone Pine Gem & Mineral Society
Bishop Fairgrounds
Sierra Street & Fair Drive
Hours: Fri 6 - 9; Sat. 9:30-5;
Sun 9:30-3

May 4 - 5: ANAHEIM, CA

Searchers Gem & Mineral Society
Brookhurst Community Center
2271 W. Crescent Avenue
Hours: Sat 10 - 5; Sun 10 - 4:30
Website: www.searchersrocks.org

May 4 - 5: YUCAIPA, CA

Yucaipa Valley Gem & Mineral Society
Scherer Center
12202 First Street
Hours: Sat 10 - 6, Sun. 10 - 4
Website: www.yvgms.org/wiki

May 31 - June 2: VENTURA, CA

Annual CFMS SHOW & CONVENTION, "California Rocks"
Sponsored by: Conejo, Oxnard, & Ventura Gem & Mineral Societies
Ventura County Fairgrounds,
10 W. Harbor Boulevard
Hours: Fri & Sat 10 - 5; Sun 10 - 4
Website: www.cfms2013.com

June 8 - 9: LA HABRA, CA

North Orange County Gem & Mineral Society
La Habra Community Center
101 W. La Habra Blvd.
Hours: 10 - 5 daily
Website: www.nocgms.com

July 13 - 14: CULVER CITY, CA

Culver City Rock & Mineral Club
Culver City Veterans Memorial Auditorium
4117 Overland Avenue
Hours: Sat 10 - 6; Sun 10 - 5
Website: www.culvercityrocks.org

2013 MSSC Officers:

OFFICERS		
President	Ann Meister	president@mineralsocal.org
Vice President	George Rossman	
Secretary	Angie Guzman	secretary@mineralsocal.org
Treasurer*	Jim Kusely *	treasurer@mineralsocal.org
CFMS Director	Jo Anna Ritchey	
Past Pres.	Geoffrey Caplette	
DIRECTORS		
2013-	Geoffrey Caplette	
2013-	Leslie Ogg	
2013-	Pat Caplette	
2013-	Bruce Carter	
2013	Pat Stevens	
2013	Bob Housley	
COMMITTEE CHAIRS		
Publicity	Linda Elsna	bulletin@mineralsocal.org
Membership	Jim Kusely	treasurer@mineralsocal.org
Program and Education	Bruce Carter	programs@mineralsocal.org
Webmaster	Leslie Ogg	webmaster@mineralsocal.org
Bulletin Editor	Linda Elsna	bulletin@mineralsocal.org
Micro Mount Conf. Chairman	Al Wilkins	
* Treasurer	Jim Kusely –proviso due to surgery, mid 2013, Ahni Dodge and Laura Davis to assist while Jim convalesces	

About the Mineralogical Society of Southern California

Organized in 1931, the Mineralogical Society of Southern California, Inc. is the oldest mineralogical society in the western United States. The MSSC is a member of the California Federation of Mineralogical Societies, and is dedicated to the dissemination of general knowledge of the mineralogical and related earth sciences through the study of mineral specimens. The MSSC is a scientific non-profit organization that actively supports the geology department at Pasadena City College, Pasadena, California. Support is also given to the Los Angeles and San Bernardino County Museums of Natural History. The Bulletin of the Mineralogical Society of Southern California is the official publication of the Mineralogical Society of Southern California, Inc.

The MSSC meetings are usually held the second Friday of each month, January, February and August excepted, at 7:30 p.m. in Building E, Room 220, Pasadena City College, 1570 E Colorado Boulevard, Pasadena, California. The annual Installation Banquet is held in January, and the annual Picnic and Swap Meeting is held in August. Due to PCC holidays, meetings may vary. Check the Society website for details.

The Society also sponsors the annual Pacific Micro mount Symposium held at the San Bernardino County Natural History Museum during the last weekend of January.

Annual Membership dues for the MSSC are \$20.00 for an individual membership, \$30.00 for a family membership. The Society's contact information:

Mineralogical Society of Southern California

1855 Idlewood Rd.,

Glendale, CA 91202-1053


E-mail: treasurer@mineralsocal.org

Web: <http://www.mineralsocal.org> **The Mineralogical Society of California, Inc.**

Permission to reproduce and distribute material originally published herein, in whole or in part, for non-commercial purposes, is hereby granted provided the sense or meaning of the material is not changed, the editor is notified, and the author's notice of copyright is retained. Permission to the material reprinted here in from other sources must be obtained them from the original source.

DISCLAIMER: The Mineralogical Society of Southern California, Inc. is not responsible, cannot be held responsible or liable for any person's injuries, damages or loss of property at or traveling to or from any general meeting, board meeting, open house, field trip, annual show or any other MSSC event

Your MSSC Bulletin Is Here!



MSSC Bulletin Editor

3630 Encinal Ave.
Glendale, CA 91214-2415

To: